

# **CANISIUS COLLEGE**

## **STATISTICAL ABSTRACT**

### **INSTITUTIONAL DATA**

Summer 2011

Prepared by:  
Office of Institutional Research

August 25, 2011

## Canisius College at a Glance

	Undergrad.	Graduate	Total
Enrollment, Summer 2011	378	1,133	1,511
Enrollment, Summer 2010	377	1,149	1,526
Percent Change in Enrollment	0.3%	-1.4%	-1.0%
Number Full-time	40	362	402
Number Part-time	338	771	1109
Percent Full-time	10.6%	32.0%	26.6%
Percent Part-time	89.4%	68.0%	73.4%
Credit Hours Attempt. Summer 2011	2,055	7,844	9,899
Credit Hours Attempt. Summer 2010	1,876	7,992	9,868
Percent Change in CH Attempted	9.5%	-1.9%	0.3%
FTE, Summer 2011	170	768	938
FTE, Summer 2010	156	777	933
Percent Change in FTE	9.0%	-1.2%	0.5%
<b>Enrollment by College</b>			
College of Arts and Sciences	176	21	197
School of Education & Human Serv.	70	899	969
Wehle School of Business	104	213	317
No College Designated	28	0	28
<b>Enrollment by Gender</b>			
Percent Male	48.1%	40.1%	42.1%
Percent Female	51.9%	59.9%	57.9%
<b>Average Age</b>	21.9	29.4	27.6
On-campus Resident	59	22	81
Percent Resident	15.6%	1.9%	5.8%

Enrollment by Ethnicity	Number	Percentage
Non-resident Alien	129	8.5%
Hispanic/Latino	32	2.1%
American Indian/Alaska Native	5	0.3%
Asian	22	1.5%
Black or African American	107	7.1%
Native Hawaiian or Pacific Islander	0	0.0%
White	1034	63.1%
Two or more races	9	6.0%
Race/Ethnicity Unknown	173	11.4%
<b>Enroll. by Entering CH Earned</b>		
0 to 29	61	4.0%
30 to 59	64	4.2%
60 to 89	99	6.6%
90 plus	154	10.2%
Other Undergraduate	0	0.0%
Graduate	1133	75.0%
<b>Enrollment by Student Type</b>		
Undergraduate, Continuing/ Re-admit	333	2.2%
Undergraduate, High School	1	0.1%
Undergraduate, Transfer	0	0.0%
Undergraduate, Transient	44	2.9%
Graduate, Continuing/Re-admit	943	82.3%
Graduate, New First Time	188	12.4%
Graduate, Transient/Visiting	2	0.1%
<b>Enrollment by Residency</b>		
Canadian	98	6.5%
International	34	2.3%
New York Resident	1195	79.0%
Out-of-state Resident	154	10.2%
Unknown	30	2.0%

# ENROLLMENTS BY MAJOR

\*Includes double counting

## COLLEGE OF ARTS & SCIENCES

### *Undergraduate Programs*

Code	Major	Count
ABEC	Animal Behavior	5
AHM	Art History	3
ANT	Anthropology	4
BCH	Biochemistry	3
BCHA	Biochemistry, ACS Certified	1
BIF	Bioinformatics	1
BIO	Biology	26
CHM	Chemistry	0
CHM	Chemistry, ASC Certified	1
CHM	Chemistry, Health Professions	1
CLSG	Classics, Greek	1
CLSL	Classics, Latin	1
COM	Communication Studies	20
CRJ	Criminal Justice	10
CRW	Creative Writing	0
CSC	Computer Science	1
DMA	Digital Media Arts	13
ECON	Economics	1
ENG	English	6
ENGR	Pre-Engineering	0
ENV	Environmental Sciences	1
EUR	European Studies	1
EVST	Environmental Studies	1
FRC	French	1
GER	German	1
HIS	History	9
HUA	Humanities, Associates	0
HUM	Humanities, Bachelors	0
INT	International Relations	6
JRN	Journalism	1
MAT	Mathematics	1
MATS	Mathematics & Statistics	1
MLSC	Medical Laboratory Science	2
MUS	Music	0
NDEG	Non-Degree Student	0
PHI	Philosophy	0
PHY	Physics	1
PSC	Political Science	4
PSY	Psychology	34
RST	Religious Studies	2
SOC	Sociology	2
SPA	Spanish	0
TLS	Technical/Liberal Studies	0
UND	Undecided	11
URS	Urban Studies	0

### *Graduate Programs*

Code	Major	Count
ANS	Arts & Sciences, Non-matriculated	1
COM	Communication & Leadership	20

# ENROLLMENTS BY MAJOR Cont'd

\*Includes double counting

## SCHOOL OF EDUCATION & HUMAN SERVICES

### *Undergraduate Programs*

Code	Major	Count
<b>ATM</b>	Athletic Training	6
<b>ECCH</b>	Early Childhood/Childhood Education	14
<b>EDAD</b>	Adolescent Education	12
<b>EDCH</b>	Childhood Education	2
<b>EDEC</b>	Early Childhood Education	4
<b>HEW</b>	Health & Wellness	1
<b>PEHL</b>	Physical/Health Education	12
<b>PEM</b>	Physical Education	0
<b>PESS</b>	Physical Education, Sport Studies	3
<b>PHED</b>	Physical Education, Birth-12	1
<b>SPE</b>	Special Education	0
<b>SPE1</b>	Special/Childhood Education, Grades	8
<b>SPEB</b>	Special/Early Childhood Education,	4
<b>SPMT</b>	Sports Management	3
<b>UND</b>	Undecided	0

### *Graduate Programs*

Code	Major	Count
<b>ADEN</b>	Adolescent/English Education	-
<b>ADSS</b>	Adolescent/Social Studies Education	-
<b>CMH</b>	Community Mental Health Counseling	58
<b>CSP</b>	College Student Personnel	1
<b>EDA</b>	School/Administration Supervision	14
<b>EDAD</b>	Adolescent Education	47
<b>EDB</b>	Business & Marketing Education	14
<b>EDC</b>	Counseling & Human Services	0
<b>EDCH</b>	Childhood Education	75
<b>EDD</b>	Deaf Education	3
<b>EDD1</b>	Deaf Education, Grades 1-6	4
<b>EDD7</b>	Deaf Education, Grades 7-12	1
<b>EDDI</b>	Differentiated Instruction	50
<b>EDG</b>	General Education	3
<b>EDN</b>	General Education, Non-matriculated	24
<b>EDTL</b>	Teacher Leader Certificate	1
<b>GEEX</b>	Gifted Education Extension	1
<b>HHP</b>	Health & Human Performance	9
<b>LTCY</b>	Literacy Education	28
<b>M CX</b>	Middle Childhood Extension	1
<b>MSA</b>	Sport Administration	19
<b>ONLT</b>	Literacy Education, On-line	68
<b>ONPE</b>	Physical Education, On-line	123
<b>ONSA</b>	Sports Administration, On-line	99
<b>ONSB</b>	School Building Leadership, On-line	73
<b>OSBD</b>	School District Leadership, On-line	2
<b>PEM</b>	Physical Education	13
<b>PHED</b>	Physical Education, Birth-12	25
<b>READ</b>	Reading Certification	0
<b>SAC</b>	School/Agency Counseling	67
<b>SBL</b>	School Building Leadership	48
<b>SDL</b>	School District Leadership	3
<b>SPE</b>	Special Education	0
<b>SPE1</b>	Special/Childhood Education, Grades	16
<b>SPE7</b>	Special Education, Adolescent	6
<b>SPEA</b>	Special Education, Advanced	5
<b>SPM1</b>	Special Education, Childhood	3
<b>SPM7</b>	Special Education, Adolescent	1

## ENROLLMENTS BY MAJOR Cont'd

\*Includes double counting

### WEHLE SCHOOL OF BUSINESS

#### *Undergraduate Program*

s

Code	Major	Count
<b>ACC</b>	Accounting	38
<b>ACC1</b>	Accounting	3
<b>ACC2</b>	Professional Accounting	0
<b>AIS</b>	Accounting Information Systems	4
<b>ECO</b>	Economics	3
<b>ENT</b>	Entrepreneurship	6
<b>FIN</b>	Finance	13
<b>IBUS</b>	International Business	11
<b>MGT</b>	Management	8
<b>MIS</b>	Information Systems	6
<b>MKT</b>	Marketing	13
<b>UNBU</b>	Undeclared Business	0
<b>UND</b>	Undecided	3

#### *Graduate Programs*

Code	Major	Count
<b>BUN</b>	Business, Non-matriculated	4
<b>INT</b>	International Business	3
<b>MB</b>	MBA, Part-Time Program	134
<b>MBA</b>	MBA, Accounting 150 Hour	5
<b>MBA</b>	MBA, One Year Program	23
<b>MBA</b>	MBA, Professional Accounting	36
<b>MF</b>	Forensic Accounting	8

## CREDIT HOURS BY DEPARTMENT AND SCHOOL

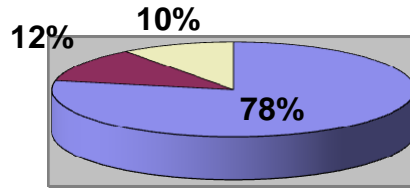
Department	Undergrad.	Graduate	Total	% of School	% of College
Biology	22	0	22	1.4%	0.2%
Chemistry	262	0	262	16.8%	2.7%
Classics	9	0	9	0.6%	0.1%
Communication Studies	126	69	195	12.5%	2.0%
Computer Science	0	0	0	0.0%	0.0%
English	228	0	228	14.7%	2.4%
Fine Arts	159	0	159	10.2%	1.6%
History	135	0	135	8.7%	1.4%
Mathematics & Statistics	27	0	27	1.7%	0.3%
Military Science	12	0	12	0.8%	0.1%
Modern Languages	75	0	75	4.8%	0.8%
Philosophy	171	0	171	11.0%	1.8%
Physics	0	0	0	0.0%	0.0%
Political Science	0	0	0	0.0%	0.0%
Psychology	69	0	69	4.4%	0.7%
Religious Studies & Theology	174	0	174	11.2%	1.8%
Sociology/Anthropology & Criminal Justice	18	0	18	1.2%	0.2%
<b>Arts &amp; Sciences</b>	<b>1487</b>	<b>69</b>	<b>1556</b>	<b>100.0%</b>	<b>16.1%</b>

Department	Undergrad.	Graduate	Total	% of School	% of College
Adolescence Education	60	723	783	12.2%	8.1%
Counseling & Human Services	0	783	783	12.2%	8.1%
Education	72	930	1002	15.7%	10.4%
Graduate Education & Leadership	0	2603	2603	40.7%	26.9%
Kinesiology	94	1128	1222	19.1%	12.6%
<b>Education &amp; Human Services</b>	<b>226</b>	<b>6167</b>	<b>6393</b>	<b>100.0%</b>	<b>66.0%</b>


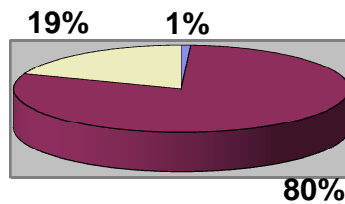
Department	Undergrad.	Graduate	Total	% of School	% of College
Accounting	84	288	372	21.9%	3.8%
Economics & Finance	37	397	434	25.6%	4.5%
Graduate Business	0	190	190	11.2%	2.0%
Management	5	408	413	24.3%	4.3%
Marketing/Information Systems	67	222	289	17.0%	3.0%
<b>Wehle School of Business</b>	<b>193</b>	<b>1505</b>	<b>1698</b>	<b>100.0%</b>	<b>17.5%</b>

Department	Undergrad.	Graduate	Total	% of School	% of College
Unaffiliated	34	0	34		0.4%
<b>CANISIUS COLLEGE</b>	<b>1940</b>	<b>7741</b>	<b>9681</b>		

## Undergraduate Credit Hours



## Graduate Credit Hours



## Total Credit Hours

